

MID-T

RECEIVED  
May 21, 2026  
IDAHO PUBLIC  
UTILITIES COMMISSION

# *ANNUAL REPORT*

OF

Midvale Telephone Company

NAME

2205 Keithley Creek Road Midvale Idaho 83645

ADDRESS

TO THE

**IDAHO PUBLIC**

**UTILITIES COMMISSION**

FOR THE

YEAR ENDED 2025

**ANNUAL REPORT OF SMALL TELEPHONE COMPANIES TO  
THE IDAHO PUBLIC UTILITIES COMMISSION  
FOR THE YEAR ENDING December 31,2025**

**COMPANY INFORMATION**

Exact name of utility: Midvale Telephone Company

Address of principal office: PO Box 7 Midvale Idaho 83645

Telephone Number (Area Code - 208) 355-2211

Cities or towns served: Midvale, Lakeview, Stanley, Warren, Warm Lake, Yellow Pine, Weiser

Name and title of officer having custody of the general corporate books of account: \_\_\_\_\_  
Dennis Farrington, CEO

Address of office where corporate books are kept and phone number: \_\_\_\_\_  
2205 Keithley Creek Rd, Midvale, Idaho 83645 and (208)-355-2211

Organized under the laws of the State of: Idaho

Date of organization: March 19, 1959

Form of organization (proprietorship, association, corporation): S Corporation

If a Subchapter S Corporation, please specify: S Corporation

Name and address of controlling company, if any: \_\_\_\_\_  
Midvale Telephone Exchange, Inc.

Names of affiliated companies. Give address and description of business: \_\_\_\_\_  
Syringa Networks, 3795 Development Avenue, Boise ID 83705

**OFFICERS**

Report below the title, name and office address of each general officer of the utility at the end of the year. If there were any changes during the year, show the name, title, and address of the previous officer and the date of change.

<b>Title</b>	<b>Name</b>	<b>Address</b>
President/CEO	Dennis Farrington	PO Box 7, Midvale ID 83645
Vice Pres./COO	Robert Vowell	PO Box 7, Midvale ID 83645
Secretary/Treasure	Nick Rynearson	PO Box 7, Midvale ID 83645
Chairman	Bruce Goslovich	10069 W. Quail Stome St. Boise ID 83709
Vice Chairman	Gary Horton	782 E. Cinnabar Dr. Cottonwood, AZ 86326
Director	Marsha Smith	9639 W. Carolina Drive Boise Idaho 83709
Director	John Stuart	823 W First Street, Weiser ID 83672
Director	Jason Robertson	1101 N. Camelot Drive Boise Idaho 83704
Director	Dennis Farrington	PO Box 7, Midvale ID 83645

**DIRECTORS**

List the name of each person who was a member of the Board of Directors at any given time during the year: (Fees related to meetings only.)

<b>Name</b>	<b>Term Expired or Current Term Will Expire</b>	<b>Meetings Attended This year</b>	<b>Fees Paid During Year</b>
Bruce Goslovich	2026	4	Confidential
Marsha Smith	2026	4	Confidential
Jason Robertson	2028	4	Confidential
Gary Horton	2028	4	Confidential
John Stuart	2027	4	Confidential
Dennis Farrington	2027	4	Confidential

Name of Chairman of the Board: Bruce Goslovich  
 Name of Secretary (or Clerk) of Board: John Stuart  
 Number of Meetings of the Board during the year: 4

**MANAGERS**

List the name of each person who performed management duties for the Company during the year, and the total wages and bonuses paid to those persons: (Do not include Director fees in these amounts.)

<b>Name</b>	<b>Title</b>	<b>Wages and Bonuses Paid</b>
Dennis Farrington	Chief Executive Officer	Confidential
Nick Rynearson	Chief Financial Officer	Confidential
Robert Vowell	Chief Operations Officer	Confidential
Jesse Whitner	ID Operations Manager	Confidential
Courtney Craven	Prescott Operations Manager	Confidential
Diana Holmes	HR Manager	Confidential
Stacy Morris	Customer Service/Tech Support Manager	Confidential



**BALANCE SHEET**  
**Assets and Other Debits**

Title of Account	Balance Beginning of Year	Balance at End of Year	Increase or (Decrease)
<b>Current Assets</b>			
1120 Cash and Equivalents	951,435	884,666	(66,769)
1130 Cash	-	-	-
1140 Special Cash Deposits	-	-	-
1150 Working Cash Advances	-	-	-
1160 Temporary Investments	-	-	-
1180 Telecommunications Accts. Receivable	443,964	457,315	13,351
1181 Accts. Rec. Allow. -Telecommunications	-	-	-
1190 Other Accounts Receivable	1,126,911	1,806,063	679,152
1191 Accounts Receivable Allow. - Other	-	-	-
1200 Notes Receivable	-	-	-
1201 Notes Receivable Allowance	-	-	-
1210 Interest & Dividends Receivable	-	-	-
1220 Material and Supplies	883,701	802,013	(81,688)
1280 Prepayments	243,360	329,506	86,146
1290 Prepaid Rents	-	-	-
1300 Prepaid Taxes	-	-	-
1310 Prepaid Insurance	-	-	-
1320 Prepaid Directory Expenses	-	-	-
1330 Other Prepayments	-	-	-
1350 Other Current Assets	-	-	-
<b>Noncurrent Assets</b>			
1401 Investment in Affiliated Companies	5,306,190	5,327,205	21,015
1402 Investment in Nonaffiliated Companies	3,000	3,000	-
1406 Nonregulated Investments	-	-	-
1407 Unamortized Debt Issuance Expense	-	-	-
1408 Sinking Funds	-	-	-
1410 Other Noncurrent Assets	-	-	-
1438 Deferred Maintenance & Retirements	-	-	-
1439 Deferred Charges	-	-	-
1500 Other Jurisdiction Assets - Net	-	-	-
<b>Property, Plant and Equipment</b>			
2001 Telecommunications Plants in Service	59,748,928	61,118,663	1,369,735
2002 Prop. Held for Future Telecom. Use	40,991	40,991	-
2003 Telecom. Plant under Constr. - Short Term	3,264,607	1,156,168	(2,108,439)
2004 Telecom. Plant under Constr. - Long Term	-	-	-
2005 Telecom. Plant Adjustment	-	-	-
2006 Nonoperating Plant	5,665,565	5,638,361	(27,204)
2007 Goodwill	-	-	-
<b>Depreciation and Amortization Accounts</b>			
3100 Accumulated Depreciated	(38,176,862)	(40,023,451)	(1,846,589)
3200 Accum. Depr. - Held for Future Use	(14,200)	(15,868)	(1,668)
3300 Accumulated Depreciation - Nonoperating	(3,366,891)	(3,473,832)	(106,941)
3400 Accumulated Amortization - Tangible	-	-	-
3410 Accum. Amort. - Capitalized Leases	-	-	-
3420 Accum. Amort. - Leasehold Improvements	-	-	-
3500 Accumulated Amortization - Intangible	-	-	-
3600 Accumulated Amortization - Other	-	-	-
<b>TOTAL ASSETS</b>	<b>36,120,699</b>	<b>34,050,800</b>	<b>(2,069,899)</b>

**BALANCE SHEET**  
**Liabilities & Stockholders' Equity**

Title of Account	Balance Beginning of Year	Balance at End of Year	Increase or (Decrease)
<b>Current Liabilities</b>			
4010 Accounts Payable	650,461	278,489	(371,972)
4020 Notes Payable			-
4030 Advance Billings and Payments	339,057	306,154	(32,903)
4040 Customer Deposits			-
4050 Current Maturities - Long -Term Debt	1,708,732	1,652,057	(56,675)
4060 Current Maturities - Capital leases			-
4070 Income Taxes - Accrued			-
4080 Other Taxes - Accrued			-
4100 Net Current Defer. Oper. Income Taxes			-
4110 Net Current Defer. Nonoper. Income Taxes			-
4120 Other Accrued Liabilities	388,303	159,726	(228,577)
4130 Other Current Liabilities		27,790	27,790
<b>Long-Term Debt</b>			
4210 Funded Debt	15,953,863	14,730,055	(1,223,808)
4220 Premium on Long-Term Debt			-
4230 Discount on Long-Term Debt			-
4240 Reacquired Debt			-
4250 Obligations Under Capital Leases			-
4260 Advances from Affiliated Companies			-
4270 Other Long-Term Debt			-
<b>Other Liabilities &amp; Deferred Credits</b>			
4310 Other Long-Term Liabilities			-
4320 Unamort. Oper. Invest. Tax Credits - Net			-
4330 Unamort. Nonoper. Invest. Tax Credits - Net			-
4340 Net Noncurrent Defer. Oper. Income Taxes			-
4350 Net Noncur. Defer. Nonoper. Income Taxes			-
4360 Other Deferred Credits			-
4370 Other Juris. Liab. & Def. Credits - Net			-
<b>Stockholders' Equity</b>			
4510 Capital Stock	32,910	32,910	-
4520 Additional Paid-In Capital			-
4530 Treasury Stock			-
4540 Other Capital			-
4550 Retained Earnings	17,047,373	16,863,619	(183,754)
<b>TOTAL LIAB. &amp; OTHER CREDITS</b>	<b>36,120,699</b>	<b>34,050,800</b>	<b>(2,069,899)</b>

**ANALYSIS OF TELECOMMUNICATIONS PLANT IN SERVICE**

**TOTAL Company Basis**

**Analysis of Telecommunications Plant in Service**

	Balance Beginning of Year	Additions During year	Plant Retired or Sold	Transfers and Adjustments	Balance End of Year
2111 Land	377,755				377,755
2112 Motor Vehicles	1,600,361	6,617	(43,720)		1,563,258
2113 Aircraft	-				-
2114 Special Purpose Vehicles	-				-
2115 Garage Work Equipment	2,392,234	30,593	(128,227)		2,294,600
2116 Other Work Equipment	345,553	-			345,553
2116 Test Equipment	1,916,815	267,285			2,184,100
2121 Buildings	47,604	-			47,604
2122 Furniture	-				-
2123 Office Equipment	-				-
2124 General Purpose Computers	275,526	8,453	(55,360)		228,619
2211 Analog Electronic Switching	-				-
2212 Digital Electronic Switching	1,694,019	249,040			1,943,059
2215 Electro-Mechanical Switching	-				-
2220 Operator Systems	-				-
2231 Radio Systems	-				-
2232 Circuit Equipment	7,682,581	249,243	(7,208)		7,924,616
2232 ONT Equipment	2,172,911	184,348			2,357,259
2311 Station Apparatus	-				-
2321 Customer Premises Wiring	-				-
2341 Large Private Branch Exchanges	-				-
2351 Public Telephone Terminal Equipment	928				928
2362 Other Terminal Equipment	-				-
2411 Poles	-				-
2421 Aerial Cable	-				-
2422 Underground Cable	-				-
2423 Buried Cable	40,891,826	1,253,069	(644,398)		41,500,497
2423 Mapping Program	343,372				343,372
2424 Submarine Cable	-				-
2426 Intrabuilding Network Cable	-				-
2431 Aerial Wire	-				-
2441 Conduit Systems	-				-
2681 Capital Leases	-				-
2682 Leasehold Improvements	7,443				7,443
2690 Intangibles	-				-
<b>TOTAL PLANT ACCOUNTS</b>	<b>59,748,928</b>	<b>2,248,648</b>	<b>(878,913)</b>	<b>-</b>	<b>61,118,663</b>

ANALYSIS OF TELECOMMUNICATIONS PLANT ACCOUNTS

IDAHO Operations Only

Analysis of Telecommunications Plant in Service

	Balance Beginning of Year	Additions During Year	Plant Retired or Sold	Transfers and Adjustments	Balance End of Year
2111 Land	314,738				314,738
2112 Motor Vehicles	889,081		(43,720)		845,361
2113 Aircraft	-				-
2114 Special Purpose Vehicles	-				-
2115 Garage Work Equipment	-				-
2116 Other Work Equipment	1,569,065	23,791	(121,827)		1,471,029
2116 Test Equipment	243,234				243,234
2121 Buildings	1,429,959	19,062			1,449,021
2122 Furniture	36,496				36,496
2123 Office Equipment	-				-
2124 General Purpose Computers	238,641	5,034	(51,247)		192,428
2211 Analog Electronic Switching	-				-
2212 Digital Electronic Switching	559,988	76,177			636,135
2215 Electro-Mechanical Switching	-				-
2220 Operator Systems	-				-
2231 Radio Systems	-				-
2232 Circuit Equipment	3,340,731	40,198			3,380,929
2232 ONT Equipment	749,443	20,112			769,555
2311 Station Apparatus	-				-
2321 Customer Premises Wiring	-				-
2341 Large Private Branch Exchanges	-				-
2351 Public Telephone Terminal Equipment	928				928
2362 Other Terminal Equipment	-				-
2411 Poles	-				-
2421 Aerial Cable	-				-
2422 Underground Cable	-				-
2423 Buried Cable	21,004,218	1,096,810	(644,398)		21,456,630
2423 Mapping Program	192,797				192,797
2424 Submarine Cable	-				-
2426 Intrabuilding Network Cable	-				-
2431 Aerial Wire	-				-
2441 Conduit Systems	-				-
2681 Capital Leases	-				-
2682 Leasehold Improvements	-				-
2690 Intangibles	-				-
<b>TOTAL PLANT ACCOUNTS</b>	<b>30,569,289</b>	<b>1,281,184</b>	<b>(861,192)</b>	<b>-</b>	<b>30,989,281</b>

**ANALYSIS OF ENTRIES IN ACCUMULATED DEPRECIATION**  
Account 3100

	TOTAL Company Basis				
	Balance Beginning of Year	Depreciation Rate*	Credits During Year	Retirements and Adjustments	Balance End of Year
<b>Analysis of Entries in Accumulated Depreciation</b>					
2112 Motor Vehicles	1,573,678	25%	33,300	(16,530)	1,590,448
2113 Aircraft	-				-
2114 Special Purpose Vehicles	-				-
2115 Garage Work Equipment	-				-
2116 Other Work Equipment	2,205,575	20%	65,887	(125,077)	2,146,385
2116 Test Equipment	328,188	20%	297		328,485
2116 Lease hold equipment	30,163	20%			30,163
2121 Buildings	1,364,207	3%	55,814		1,420,021
2122 Furniture	-				-
2123 Office Equipment	47,605	14%			47,605
2124 General Purpose Computers	325,802	20%	8,501	(55,360)	278,943
2211 Analog Electronic Switching	-				-
2212 Digital Electronic Switching	1,533,011	12.5%	21,365	14,261	1,568,637
2215 Electro-Mechanical Switching	-				-
2220 Operator Systems	-				-
2231 Radio Systems	37,915	10%	28,006	(7,208)	58,713
2232 Circuit Equipment	6,188,669	10%	642,279		6,830,948
2232 ONT Equipment	2,117,916	20%	82,146		2,200,062
2311 Station Apparatus	-				-
2321 Customer Premises Wiring	-				-
2341 Large Private Branch Exchanges	-				-
2351 Public Telephone Terminal Equipment	928	10%			928
2362 Other Terminal Equipment	-				-
2411 Poles	-				-
2421 Aerial Cable	-				-
2422 Underground Cable	-				-
2423 Buried Cable	22,079,831	6.7%	1,717,929	(619,020)	23,178,740
2423 Mapping Program	343,371	20%			343,371
2424 Submarine Cable	-				-
2426 Intrabuilding Network Cable	-				-
2431 Aerial Wire	-				-
2441 Conduit Systems	-				-
<b>TOTAL</b>	<b>38,176,859</b>		<b>2,655,524</b>	<b>(808,934)</b>	<b>40,023,449</b>

**ANALYSIS OF ENTRIES IN ACCUMULATED DEPRECIATION**  
Account 3100

**IDAHO Operations Only**

**Analysis of Entries in Accumulated Depreciation**

	Balance Beginning of Year	Depreciation Rate*	Credits During Year	Retirements and Adjustments	Balance End of Year
2112 Motor Vehicles	889,080	25%		(16,530)	872,550
2113 Aircraft	-				-
2114 Special Purpose Vehicles	-				-
2115 Garage Work Equipment	1,518,738	20%	5,698	(118,677)	1,405,759
2116 Other Work Equipment	242,938	20%	297		243,235
2116 Test Equipment	-				-
2116 Leasehold Improvements	953,074	20%	43,156		996,230
2121 Buildings	-				-
2122 Furniture	-				-
2123 Office Equipment	36,496	14%			36,496
2124 General Purpose Computers	288,965	20%	5,035	(51,247)	242,753
2211 Analog Electronic Switching	-				-
2212 Digital Electronic Switching	559,960	12.5%			559,960
2215 Electro-Mechanical Switching	-				-
2220 Operator Systems	-				-
2231 Radio Systems	1,659	10%			1,659
2232 Circuit Equipment	2,464,378	10%	278,019		2,742,397
2232 ONT Equipment	742,934	20%	12,446		755,380
2311 Station Apparatus	0	10%			0
2321 Customer Premises Wiring	-				-
2341 Large Private Branch Exchanges	-				-
2351 Public Telephone Terminal Equipment	928	10%			928
2362 Other Terminal Equipment	-				-
2411 Poles	-				-
2421 Aerial Cable	-				-
2422 Underground Cable	-				-
2423 Buried Cable	10,105,913	6.7%	922,577	(619,020)	10,409,470
2423 Mapping Program	192,797	20%			192,797
2424 Submarine Cable	-				-
2426 Intrabuilding Network Cable	-				-
2431 Aerial Wire	-				-
2441 Conduit Systems	-				-
<b>TOTAL</b>	17,997,862		1,267,228	(805,474)	18,459,616

\*Please list individual depreciation rate for each account.

## INVESTMENTS

Report below the investments in Accounts 1401, 1402 and 1406. Identify each investment as to the account in which included. Minor amounts in Account 1406 may be grouped by classes.

<u>Description</u>	<u>Date Acquired</u>	<u>Book Cost of Investments Disposed of This year</u>	<u>Book Cost of Investments Held at End of Year</u>
NECA Services, Inc.	10/2000		3,000
SYRINGA Cash Investment	9/2000		5,330,205
<b>Totals</b>			5,333,205

## RECEIVABLES

Itemize amounts show in Accounts 1180, 1190 and 1200. For notes receivable list each note separately and include the maturity date and interest rate. Minor amounts in Account 1210 may be combined.

<u>Name of Company</u>	<u>Notes Receivable</u>	<u>Amount at End of Year Accounts Receivable</u>
Subscribers		457,315
Idaho USF		22,899
NECA		838,788
Carriers		9,530
Miscellaneous Non Reg		934,846
<b>Totals</b>		2,263,378

**NOTES PAYABLE**

For Notes Payable, list each note separately and include the maturity date and interest rate.

<u>Name of Creditor</u>	<u>Date of Note</u>	<u>Interest Rate</u>	<u>Due Date</u>	<u>Face Amount</u>
<b>Totals</b>				-

**ACCOUNTS PAYABLE**

Report below all Accounts Payable amounting to more than \$100.00

<u>Name of Creditor</u>	<u>Amount</u>
See Attached List	276,528
<b>Totals</b>	276,528

VENDOR CHECK	INVOICE	AMOUNT	INVOICE DATE	PAY DATE	P/O	A	ACCRL CASH	DESCRIPTION	NAME	SP CD
SRP 6563	12042025	49.14	12/04/25	1/21/26	3	12/25	01/26	13950 E DOVE VLY RD	SRP	
SRP 6510	12062025	84.18	12/06/25	1/14/26	3	12/25	01/26	35340 N 144TH ST	SRP	
SRP 6563	12042025A	51.11	12/04/25	1/21/26	3	12/25	01/26	14008 E CAREFREE HWY	SRP	
SRP 6563	12042025B	269.10	12/04/25	1/21/26	3	12/25	01/26	31002 N 144TH ST	SRP	
SRP TOTAL		453.53								
ALTPC 6464	58583	175.00	12/29/25	1/07/26	3	12/25	01/26	SPRAY WEISER BLDG	ALTUS PEST CONTROL	
ALTPC TOTAL		175.00								
AMESO 6511	28542	271.25	10/07/25	1/14/26	3	12/25	01/26	PARTICIPANT FEES	BENEFITS 2 ADMINISTRATORS	
AMESO 6465	31965	605.00	12/31/25	1/07/26	3	12/25	01/26	12/31/25 QUARTERLY	BENEFITS 2 ADMINISTRATORS	
AMESO TOTAL		876.25								
APABE 6607	1042662	256.00	1/20/26	1/28/26	3	12/25	01/26	FSA/HRA FEE DEC 25	APA BENEFITS INC.	
APABE 6512	TRUST-000428	2506.85	1/09/26	1/14/26	3	12/25	01/26	HRA USAGE DEC 25	APA BENEFITS INC.	
APABE TOTAL		2762.85								
AVIUT 6467	12222025	168.06	12/22/25	1/07/26	3	12/25	01/26	800 RESORT SHOP DEC	AVISTA UTILITIES	
AVIUT 6467	12222025A	33.24	12/22/25	1/07/26	3	12/25	01/26	GRANITE CREEK DEC 25	AVISTA UTILITIES	
AVIUT 6467	12222025B	29.93	12/22/25	1/07/26	3	12/25	01/26	KILROY BEACH POLE	AVISTA UTILITIES	
AVIUT 6467	12222025C	30.74	12/22/25	1/07/26	3	12/25	01/26	20169 USFS 278 DEC25	AVISTA UTILITIES	
AVIUT 6467	12222025D	40.82	12/22/25	1/07/26	3	12/25	01/26	800 RESORT PUMP DEC	AVISTA UTILITIES	
AVIUT TOTAL		302.79								
AZDEP 33333	01142026	1547.81	1/14/26	1/15/26	3	12/25	01/26	DEC 2025 SALES&USETX	ARIZONA DEPARTMENT OF REV	
AZDEP TOTAL		1547.81								
AZPUS 6468	12182025	77.01	12/18/25	1/07/26	3	12/25	01/26	HAIGLER CREEK DEC 25	ARIZONA PUBLIC SERVICE CO	
AZPUS 6468	12222025	545.31	12/22/25	1/07/26	3	12/25	01/26	13452 W LIBRA DR DEC	ARIZONA PUBLIC SERVICE CO	
AZPUS 6468	12232025	140.15	12/23/25	1/07/26	3	12/25	01/26	MT FRANCIS DEC 25	ARIZONA PUBLIC SERVICE CO	
AZPUS 6468	12242025	109.09	12/24/25	1/07/26	3	12/25	01/26	8950 HASSAYAMPA CIR	ARIZONA PUBLIC SERVICE CO	
AZPUS 6468	12182025A	96.28	12/18/25	1/07/26	3	12/25	01/26	YOUNG DEC 25	ARIZONA PUBLIC SERVICE CO	
AZPUS 6468	12182025B	52.09	12/18/25	1/07/26	3	12/25	01/26	33095 REDINGTON RD	ARIZONA PUBLIC SERVICE CO	
AZPUS 6468	12182025C	145.83	12/18/25	1/07/26	3	12/25	01/26	AZ HWY 288/MIDWAY	ARIZONA PUBLIC SERVICE CO	
AZPUS 6468	12182025D	174.38	12/18/25	1/07/26	3	12/25	01/26	8800 E LONG MESA DR	ARIZONA PUBLIC SERVICE CO	
AZPUS 6468	12182025E	75.37	12/18/25	1/07/26	3	12/25	01/26	36607 REDINGTON RD	ARIZONA PUBLIC SERVICE CO	
AZPUS 6468	12182025F	383.40	12/18/25	1/07/26	3	12/25	01/26	50151 N HIGHWAY 288	ARIZONA PUBLIC SERVICE CO	
AZPUS 6468	12182025G	82.63	12/18/25	1/07/26	3	12/25	01/26	16000 SAN PEDRO RD	ARIZONA PUBLIC SERVICE CO	
AZPUS 6468	12222025A	110.09	12/22/25	1/07/26	3	12/25	01/26	12006 N ANTELOPE RD	ARIZONA PUBLIC SERVICE CO	
AZPUS 6468	12242025A	100.34	12/24/25	1/07/26	3	12/25	01/26	8005 POACHERS ROW	ARIZONA PUBLIC SERVICE CO	
AZPUS TOTAL		2091.97								
BANCA 6513	12312025	30519.58	12/31/25	1/14/26	3	12/25	01/26	ID VISA CARD DEC 25	BANKCARD CENTER - ZIONS	
BANCA 6513	12312025A	22164.82	12/31/25	1/14/26	3	12/25	01/26	AZ VISA CARD DEC 25	BANKCARD CENTER - ZIONS	
BANCA TOTAL		52684.40								
BAPRO 6469	11616308	270.34	12/30/25	1/07/26	3	12/25	01/26	PROPANE	BARRETT PROPANE	
BAPRO TOTAL		270.34								
BENOI 6514	123125	439.24	12/31/25	1/14/26	3	12/25	01/26	FUEL	BENNETT OIL	
BENOI TOTAL		439.24								
BIZZO 6515	13361	2109.38	12/03/25	1/14/26	3	12/25	01/26	ENVELOPES - WEISER	THE BIZ ZONE, LTD	



VENDOR CHECK	INVOICE	AMOUNT	INVOICE DATE	PAY DATE	P/O	ACCRL CASH	DESCRIPTION	NAME	SP CD
DEXME 6478	12252025	28.35	12/25/25	1/07/26	3	12/25 01/26	ADVERTISE DEC 25	DEX MEDIA WEST LLC	
DEXME TOTAL		28.35							
DIGLI 6526	0078633 - IN	87.75	12/31/25	1/14/26	3	12/25 01/26	DP ASSMNT/MID/WEI	DIG LINE INC	
DIGLI TOTAL		87.75							
DITWI 6479	3103797	19902.27	12/29/25	1/07/26	3	12/25 01/26	AZ: PLOW REPAIR	DITCH WITCH WEST	
DITWI TOTAL		19902.27							
DUSGR 6480	1790	30550.00	12/29/25	1/07/26	3	12/25 01/26	DRAIN/TRENCHES	DUSTIN'S GRADING LLC	
DUSGR TOTAL		30550.00							
FARCO 6481	12252025	578.21	12/25/25	1/07/26	3	12/25 01/26	SUPPLIES	FARM COMMERCIAL IRRIGATIO	
FARCO TOTAL		578.21							
FARSU 6527	12152025	50.00	12/15/25	1/14/26	3	12/25 01/26	FUEL	FARMER'S SUPPLY COOPERATI	
FARSU TOTAL		50.00							
FEDWI 7329	INV1222740	490.50	12/31/25	1/07/26	1	12/25 01/26	FIXED WIRELESS LINK	FEDERATED WIRELESS	
FEDWI TOTAL		490.50							
FRONT 6482	12072025	97.80	12/07/25	1/07/26	3	12/25 01/26	208-634-3221	ZIPLY FIBER	
FRONT TOTAL		97.80							
GALGR 6483	021964	5706.25	12/28/25	1/07/26	3	12/25 01/26	CS: DUCT/PULLBOXES	THE GALLOWAY GROUP	
GALGR TOTAL		5706.25							
GLAKA 6484	12012025	50.00	12/01/25	1/07/26	3	12/25 01/26	PHONE/DSL DEC 25	KATHIE GLADHART	
GLAKA TOTAL		50.00							
GRABR 7398	12012025	50.00	12/01/25	1/21/26	1	12/25 01/26	PHONE/DSL DEC 25	BRIAN GRAHAM	
GRABR TOTAL		50.00							
GRAPS 6528	I38125	113.68	1/01/26	1/14/26	3	12/25 01/26	PORTABLE RENT DEC25	GRANITE PORTABLES & SEPTI	
GRAPS TOTAL		113.68							
HARSA 6485	27716162S214	194.73	1/01/26	1/07/26	3	12/25 01/26	RENTAL FEE 4YD DEC25	HARDIN SANITATION	
HARSA TOTAL		194.73							
HAWTR 6586	547663	966.00	1/12/26	1/21/26	3	12/25 01/26	PROV SERV DEC 25	HAWLEY TROXELL ENNIS & HA	
HAWTR TOTAL		966.00							
I-TAP 6556	01012026	22.57	1/01/26	1/15/26	3	12/25 01/26	DEC 2025 ITSAP	IDAHO TELECOMMUNICATIONS	
I-TAP TOTAL		22.57							
ICONE 7402	L-10643666	288.29	12/31/25	1/21/26	1	12/25 01/26	MID WESTERN LNP DEC	ICONECTIV, LLC	
ICONE TOTAL		288.29							
IDACO 6557	01012026	63.75	1/01/26	1/15/26	3	12/25 01/26	DEC 2025 911 TAX	IDAHO COUNTY AUDITOR	
IDACO TOTAL		63.75							
IDAPO 6529	01022026	51.24	1/02/26	1/14/26	3	12/25 01/26	1420 E 12TH ST DEC25	IDAHO POWER	
IDAPO TOTAL	01052026	89.60	1/05/26	1/14/26	3	12/25 01/26	1675 WEISER RIVER RD	IDAHO POWER	

VENDOR CHECK	INVOICE	AMOUNT	INVOICE DATE	PAY DATE	P/O	C	ACCRL CASH	DESCRIPTION	NAME	SP CD
IDAPO 6529	01062026	35.42	1/06/26	1/14/26		3	12/25 01/26	KEITHLY CREEK RD DEC	IDAHO POWER	
IDAPO 6486	12292025	180.35	12/29/25	1/07/26		3	12/25 01/26	CASCADE AREA DEC 25	IDAHO POWER	
IDAPO 6529	12312025	92.91	12/31/25	1/14/26		3	12/25 01/26	CABIN CREEK DEC 25	IDAHO POWER	
IDAPO 6529	01022026A	59.87	1/02/26	1/14/26		3	12/25 01/26	902 UPPER RD DEC 25	IDAHO POWER	
IDAPO 6529	01052026A	89.15	1/05/26	1/14/26		3	12/25 01/26	1675 WEISER RIVER RD	IDAHO POWER	
IDAPO 6529	01052026B	37.44	1/05/26	1/14/26		3	12/25 01/26	BIG FLT/FOUR MILE	IDAHO POWER	
IDAPO 6529	01052026C	51.93	1/05/26	1/14/26		3	12/25 01/26	CRANE CRK RESRD DEC	IDAHO POWER	
IDAPO 6529	01052026D	42.91	1/05/26	1/14/26		3	12/25 01/26	HWY 95/HOVER RD DEC	IDAHO POWER	
IDAPO 6529	01052026E	48.39	1/05/26	1/14/26		3	12/25 01/26	HOG CRK DEC 25	IDAHO POWER	
IDAPO 6529	01052026F	195.54	1/05/26	1/14/26		3	12/25 01/26	CRANE/BIG FT/GRANGER	IDAHO POWER	
IDAPO 6529	01062026A	40.02	1/06/26	1/14/26		3	12/25 01/26	SAGE CRK/HWY 95 DEC	IDAHO POWER	
IDAPO 6529	01062026B	328.03	1/06/26	1/14/26		3	12/25 01/26	2203 KEITHLY CREEK	IDAHO POWER	
IDAPO 6529	01062026C	1457.07	1/06/26	1/14/26		3	12/25 01/26	2203/05 KEITHLY CRK	IDAHO POWER	
IDAPO TOTAL		2799.87								
IDTRS 6558	01012026	59.15	1/01/26	1/15/26		3	12/25 01/26	DEC 2025 IDAHO TRS	IDAHO TRS FUND	
IDTRS TOTAL		59.15								
IDTXS 6559	01142026	358.72	1/14/26	1/15/26		3	12/25 01/26	DEC 2025 SALES TAX	IDAHO STATE TAX COMMISSIO	
IDTXS TOTAL		358.72								
IDUNI 6560	01012026	216.12	1/01/26	1/15/26		3	12/25 01/26	DEC 2025 IDUSF	IDAHO UNIVERSAL SERVICE F	
IDUNI TOTAL		216.12								
INGCO 6530	01062026	92.45	1/06/26	1/14/26		3	12/25 01/26	31 W LIBERTY ST DEC	INTERMOUNTAIN GAS COMPANY	
INGCO 6530	01062026A	128.31	1/06/26	1/14/26		3	12/25 01/26	109 W MAIN ST DEC 25	INTERMOUNTAIN GAS COMPANY	
INGCO TOTAL		220.76								
JASRO 7335	6	40625.00	12/31/25	1/07/26		1	12/25 01/26	CONSULTING	JASON G ROBERTSON	
JASRO TOTAL		40625.00								
JIFLU 6531	22708	127.49	12/01/25	1/14/26		3	12/25 01/26	IF-W355	JIFFY LUBE	
JIFLU TOTAL		127.49								
LONTE 6534	50514	525.10	12/16/25	1/14/26		3	12/25 01/26	R-PSU	LONE STAR TELEQUIP, INC.	
LONTE TOTAL		525.10								
LUNMI 6489	12012025	39.95	12/01/25	1/07/26		3	12/25 01/26	DSL DEC 25	MICHELLE LUNNING	
LUNMI TOTAL		39.95								
MEYBO 7330	12012025	50.00	12/01/25	1/07/26		1	12/25 01/26	DSL DEC 25	BODEN MEYER	
MEYBO TOTAL		50.00								
MOUOL 6490	24337820	59.12	12/06/25	1/07/26		3	12/25 01/26	123 W MAIN ST DEC 25	MOUNT OLYMPUS	
MOUOL TOTAL		59.12								
MOUVI 6537	12312025	350.62	12/31/25	1/14/26		3	12/25 01/26	FUEL NOV 25	MOUNTAIN VILLAGE	
MOUVI TOTAL		350.62								
NEUJN 6538	TIC-0000233518	98.79	12/31/25	1/14/26		3	12/25 01/26	MID T235914 DEC 25	NEUSTAR INFORMATION SERVI	
NEUJN TOTAL		98.79								
ONECC 6493	5125073	2.54	12/31/25	1/07/26		3	12/25 01/26	LOCATES DEC 25	ONE CALL CONCEPTS, INC	

VENDOR CHECK	INVOICE	AMOUNT	INVOICE DATE	PAY DATE	P/O	ACCRL	CASH	DESCRIPTION	NAME	SP	CD
ONECC TOTAL		2.54									
POMDO 6633	01152026	32.98	1/15/26	1/28/26	3	12/25	01/26	1152 MORRIS LN DEC25	POMERENE DOMESTIC WATER		
POMDO TOTAL		32.98									
QUAFI 6636	01152026	2312.14	1/15/26	1/28/26	3	12/25	01/26	POSTAGE DEC 25	QUADIENT FINANCE USA, INC		
QUAFI TOTAL		2312.14									
SALMO 6540	12092025	656.34	12/09/25	1/14/26	3	12/25	01/26	PROPANE	SALMON RIVER PROPANE INC		
SALMO TOTAL		656.34									
SALRI 6541	01062026	6.26	1/06/26	1/14/26	3	12/25	01/26	CITY OF STANLEY DEC	SALMON RIVER ELECTRIC C00		
SALRI 6541	01062026A	3.88	1/06/26	1/14/26	3	12/25	01/26	FISHER CREEK DEC 25	SALMON RIVER ELECTRIC C00		
SALRI 6541	01062026B	4.64	1/06/26	1/14/26	3	12/25	01/26	CABIN CR/VLY VIEW	SALMON RIVER ELECTRIC C00		
SALRI 6541	01062026C	2.44	1/06/26	1/14/26	3	12/25	01/26	N EDGE SMILEY CRK	SALMON RIVER ELECTRIC C00		
SALRI 6541	01062026D	1.63	1/06/26	1/14/26	3	12/25	01/26	BY SAWTOOTH FISH HA	SALMON RIVER ELECTRIC C00		
SALRI 6541	01062026E	15.43	1/06/26	1/14/26	3	12/25	01/26	GALENA SUMMIT DEC 25	SALMON RIVER ELECTRIC C00		
SALRI 6541	01062026F	35.60	1/06/26	1/14/26	3	12/25	01/26	IRON CR SUB/GOAT CR	SALMON RIVER ELECTRIC C00		
SALRI 6541	01062026G	66.64	1/06/26	1/14/26	3	12/25	01/26	360' E OF MARK #127	SALMON RIVER ELECTRIC C00		
SALRI 6541	01062026H	61.77	1/06/26	1/14/26	3	12/25	01/26	66 LOWER STANLEY	SALMON RIVER ELECTRIC C00		
SALRI 6541	01062026I	57.54	1/06/26	1/14/26	3	12/25	01/26	TELECOM SITE REDFI	SALMON RIVER ELECTRIC C00		
SALRI 6541	01062026J	57.07	1/06/26	1/14/26	3	12/25	01/26	UNKNOWN DEC 25	SALMON RIVER ELECTRIC C00		
SALRI TOTAL		312.90									
SMIAU 6545	5027835	78.79	12/11/25	1/14/26	3	12/25	01/26	SULB/SOCKET	SMITH AUTO WEISER		
SMIAU 6545	622956/1	1362.83	12/03/25	1/14/26	3	12/25	01/26	1FD8X2BT8NEDI4616	SMITH AUTO WEISER		
SMIAU TOTAL		1441.62									
SPLLET 6498	10960115	154.52	1/01/26	1/07/26	3	12/25	01/26	8800 LONG MESA DEC25	SPARKLETTS		
SPLLET TOTAL		154.52									
SULPS 6547	18641	9482.00	12/30/25	1/14/26	3	12/25	01/26	ANNUAL POLE RENTAL	SULPHUR SPRINGS VALLEY CO		
SULPS TOTAL		9482.00									
SULSP 6597	01092026	147.35	1/09/26	1/21/26	3	12/25	01/26	B05228132 DEC 25	SULPHUR SPRINGS VALLEY		
SULSP 6597	01092026A	59.72	1/09/26	1/21/26	3	12/25	01/26	TERRAN RD DEC 25	SULPHUR SPRINGS VALLEY		
SULSP 6597	01092026B	86.38	1/09/26	1/21/26	3	12/25	01/26	SONORA VERDE DR	SULPHUR SPRINGS VALLEY		
SULSP 6597	01092026C	160.74	1/09/26	1/21/26	3	12/25	01/26	COCH CO UNMETERED	SULPHUR SPRINGS VALLEY		
SULSP 6597	01092026D	60.51	1/09/26	1/21/26	3	12/25	01/26	DEVACA CR DEC 25	SULPHUR SPRINGS VALLEY		
SULSP 6597	01092026E	37.71	1/09/26	1/21/26	3	12/25	01/26	DGN MTR RNCH WELL	SULPHUR SPRINGS VALLEY		
SULSP 6597	01092026F	37.71	1/09/26	1/21/26	3	12/25	01/26	DGR MT RNCH/HT FIBER	SULPHUR SPRINGS VALLEY		
SULSP 6597	01092026G	61.42	1/09/26	1/21/26	3	12/25	01/26	CANYON RD - 100AMP	SULPHUR SPRINGS VALLEY		
SULSP 6597	01092026H	38.84	1/09/26	1/21/26	3	12/25	01/26	1152 MORRIS LN DEC25	SULPHUR SPRINGS VALLEY		
SULSP 6597	01092026I	467.57	1/09/26	1/21/26	3	12/25	01/26	POMERENE AREA DEC 25	SULPHUR SPRINGS VALLEY		
SULSP TOTAL		1157.95									
SUPCL 7332	6971	260.00	1/01/25	1/07/26	1	12/25	01/26	OFFICE CLEANING-DEC	SUPREME CLEAN LLC		
SUPCL TOTAL		260.00									
SYRNE 7333	INV-00015370	2120.00	12/24/25	1/07/26	34319	1	12/25	01/26	BITS CLOCK POMERENE	SYRINGA NETWORKS,LLC	
SYRNE TOTAL		2120.00									
TOLDI 6500	25315	1387.21	1/01/26	1/07/26	3	12/25	01/26	DEC 2025 USAGE	TOLY DIGITAL NETWORKS INC		

VENDOR CHECK	INVOICE	AMOUNT	INVOICE DATE	PAY DATE	P/O	A	ACCRL	CASH	DESCRIPTION	NAME	SP	CD
TOLDI 6500	01012026	475.36	1/01/26	1/07/26	3	12/25	01/26	CLOUD SWITCH DEC 25	TOLY DIGITAL NETWORKS INC			
TOLDI 6500	01012026A	465.00	1/01/26	1/07/26	3	12/25	01/26	911 DEC 25	TOLY DIGITAL NETWORKS INC			
TOLDI 6500	ITALK-MTE0126	29.65	1/01/26	1/07/26	3	12/25	01/26	USAGE VOIP DEC 25	TOLY DIGITAL NETWORKS INC			
TOLDI TOTAL		2357.22										
TOSFI 6501	571426840	1256.83	12/20/25	1/07/26	3	12/25	01/26	USAGE WEI/MID	U. S. BANK EQUIPMENT FINAN			
TOSFI TOTAL		1256.83										
TOWOF 6646	01212026	35.73	1/21/26	1/28/26	3	12/25	01/26	8800 LONG MESA DEC25	TOWN OF PRESCOTT VALLEY			
TOWOF TOTAL		35.73										
UNISE 33333	443800	36849.30	12/15/25	1/08/26	3	12/25	01/26	DEC 2025 USF CHARGE	UNIVERSAL SERVICE ADMINIS			
UNISE 33333	4437821	8291.09	12/15/25	1/08/26	3	12/25	01/26	DEC 2025 USF CHARGE	UNIVERSAL SERVICE ADMINIS			
UNISE TOTAL		45140.39										
UNSGA 6503	01022026	55.78	1/02/26	1/07/26	3	12/25	01/26	600 E GURLEY ST D	UNS GAS, INC.			
UNSGA 6599	01122026	158.42	1/12/26	1/21/26	3	12/25	01/26	8800 E LONG MESA RD	UNS GAS, INC.			
UNSGA 6503	01022026A	44.95	1/02/26	1/07/26	3	12/25	01/26	600 E GURLEY ST E	UNS GAS, INC.			
UNSGA TOTAL		259.15										
USICL 6504	781156	143.02	12/31/25	1/07/26	3	12/25	01/26	ID LOCATES	USIC HOLDINGS, LLC			
USICL 6504	781187	5950.84	12/31/25	1/07/26	3	12/25	01/26	AZ LOCATES	USIC HOLDINGS, LLC			
USICL 6504	781748	809.65	12/31/25	1/07/26	3	12/25	01/26	AZ LOCATES	USIC HOLDINGS, LLC			
USICL 6504	782189	461.48	12/31/25	1/07/26	3	12/25	01/26	AZ LOCATES	USIC HOLDINGS, LLC			
USICL TOTAL		7364.99										
VALLO 6561	01012026	141.25	1/01/26	1/15/26	3	12/25	01/26	DEC 2025 911 TAX	VALLEY COUNTY			
VALLO TOTAL		141.25										
VANPO 6600	241044	459.50	12/31/25	1/21/26	3	12/25	01/26	AZ/CASCABEL/YOUNG	VANTAGE POINT SOLUTIONS,			
VANPO 6600	241045	1410.00	12/31/25	1/21/26	3	12/25	01/26	AZ/CASCABEL/YOUNG	VANTAGE POINT SOLUTIONS,			
VANPO 6600	241046	1737.50	12/31/25	1/21/26	3	12/25	01/26	ID STANLEY	VANTAGE POINT SOLUTIONS,			
VANPO TOTAL		3607.00										
VERWI 6505	6132170443	1096.10	12/28/25	1/07/26	3	12/25	01/26	ID CELL PHONE DEC 25	VERIZON WIRELESS			
VERWI 6505	6132170444	1800.41	12/28/25	1/07/26	3	12/25	01/26	AZ CELL PHONE DEC 25	VERIZON WIRELESS			
VERWI 6505	6132170445	50.00	12/28/25	1/07/26	3	12/25	01/26	ENTERPRISE DEC 25	VERIZON WIRELESS			
VERWI TOTAL		2946.51										
WALAS 7334	WUSTC25INV11396	1041.14	12/25/25	1/07/26	34343	1	12/25	01/26	AZ ADTRAN 611 ONT	WALKER		
WALAS TOTAL		1041.14										
WASCO 6562	01012026	527.50	1/01/26	1/15/26	3	12/25	01/26	DEC 2025 911 TAX	WASHINGTON COUNTY			
WASCO TOTAL		527.50										
WASMA 6506	0187392-4657-9	82.10	12/30/25	1/07/26	3	12/25	01/26	8800 E LONG MESA DEC	WASTE MANAGEMENT OF ARIZO			
WASMA TOTAL		82.10										
WAVLL 6507	917712	247.10	12/16/25	1/07/26	34339	3	12/25	01/26	CS: NON PEN MOUNTS	WAV LLC		
WAVLL 6507	919173	2759.46	12/30/25	1/07/26	34338	3	12/25	01/26	DEWEY TOWER UPGRADE	WAV LLC		
WAVLL TOTAL		3006.56										
WEIAU 6508	12152025	290.37	12/15/25	1/07/26	3	12/25	01/26	SUPPLIES	WEISER AUTO PARTS			



**LONG - TERM DEBT**

**Accounts 4210, 4240, 4250, 4260, 4270 and 4310**

List the required data for each obligation included in these accounts, grouping them by account number and showing totals for each account. If any obligations mature serially or otherwise at various dates, give particulars in a note.

<u>Class &amp; Series of Obligation</u>	<u>Date of Issue</u>	<u>Date of Maturity</u>	<u>Fact Amount Authorized</u>	<u>Outstanding Year-End</u>	<u>Premium/ Discount</u>		<u>Interest for year</u>	
					<u>Total</u>	<u>Year Amortized</u>	<u>Rate</u>	<u>Amount</u>
RUS A	8/7/1980	8/7/2015	1,068,000	-	-	-	2%	Included below
RUS E	6/1/1992	6/1/2016	252,000	-	-	-	5%	Included below
RUS F	9/29/1994	9/29/2014	3,312,000	-	-	-	5%	Included below
RUS G	2/1/2002	2/1/2016	5,695,000	-	-	-	5%	Included below
RUS H	9/4/2007	9/4/2026	8,921,508	514,943	-	-	5%	Included below
RUS K	10/1/2017	9/30/2035	12,591,000	9,353,813	-	-	0.82% - 4.67%	Included below
BIP - YOUNG PROJ.	9/20/2010	9/20/2033	644,045	291,513	-	-	2.71% - 3.60%	Included below
BIP - STANLEY PROJ	9/21/2010	9/20/2033	380,751	176,385	-	-	2.71% - 2.79%	Included below
BIP - HENDERSON PROJ	9/22/2010	9/20/2035	334,924	164,198	-	-	2.40% - 2.85%	Included below
RUS Reconnect 2	9/23/2021	11/17/2044	5,881,260	5,881,260	-	-	4.17% - 4.53%	Included below
<hr/>								
4050	Current Maturities - Long -Term Debt			(1,652,057)				
<b>TOTAL</b>				14,730,055				



**INCOME & RETAINED EARNINGS STATEMENT**

Item	Total Company	Idaho Only
Total Operating Income (from page 16)	<u>10,861,326</u>	<u>4,118,306</u>
Total Operating Expenses (from page 18)	<u>(10,272,505)</u>	<u>(4,050,870)</u>
7100 Other Operating Income and Expense		
7210 Operating Investment Tax Credits-Net		
7220 Operating Federal Income Taxes		
7230 Operating State and Local Income Taxes		
7240 Operating Other Taxes	<u>(203,558)</u>	<u>(51,832)</u>
7250 Provision for Deferred Operating Income Taxes-Net		
7200 Operating Taxes (Total)	<u>(203,558)</u>	<u>(51,832)</u>
7310 Dividend Income		
7320 Interest Income	<u>5,562</u>	<u>5,562</u>
7330 Income from Sinking and Other Funds		
7340 Allowance for Funds Used During Construction	<u>-</u>	<u>-</u>
7350 Gains/Losses from the Disposition of Certain Property		
7360 Other Nonoperating Income	<u>308,470</u>	<u>308,470</u>
7370 Special Charges		
7300 Nonoperating Income and Expense	<u>314,032</u>	<u>314,032</u>
7410 Nonoperating Investment Tax Credits-Net		
7420 Nonoperating Federal Income Taxes	<u>(1,354)</u>	<u>(20)</u>
7430 Nonoperating State and Local Income Taxes		
7440 Nonoperating Other Taxes		
7450 Provision for Deferred Nonoperating Income Taxes-Net		
7400 Nonoperating Taxes	<u>(1,354)</u>	<u>(20)</u>
7510 Interest on Funded Debt	<u>(591,839)</u>	<u>(306,382)</u>
7520 Interest Expense-Capital Leases		
7530 Amortization of Debt Issuance Expense		
7540 Other Interest Deductions		
7500 Interest and Related Items	<u>(591,839)</u>	<u>(306,382)</u>
7610 Extraordinary Income Credits		
7620 Extraordinary Income Charges		
7630 Current Income Tax Effect of Extraordinary Items-Net		
7640 Provision for Deferred Income Tax Effect of Extraordinary Items-Net		
7600 Extraordinary Items	<u>-</u>	<u>-</u>
7910 Income Effect of Jurisdictional Ratemaking Differences-Net		
7990 Nonregulated Net Income	<u>433,744</u>	<u>(84,294)</u>
<b>AMOUNT TRANSFERRED TO RETAINED EARNINGS</b>	<u>539,846</u>	<u>(61,060)</u>

**OPERATING REVENUES**

Item	Total Company	Idaho Only
<b>Local Network Services Revenues</b>		
5001 Basic Area Revenue	391,527	192,753
5002 Optional Extended Area Revenue		
5003 Cellular Mobile Revenue		
5004 Other Mobile Services Revenue		
5010 Public Telephone Revenue		
5040 Local Private Line Revenue		
5050 Customer Premises Revenue		
5060 Other Local Exchange Revenue		
5069 Other Local Exchange Settlements		
<b>Network Access Services Revenues</b>		
5081 End User Revenue (SLC)	146,644	63,094
5082 Switched Access Revenue (Interstate)	7,601,436	2,526,061
5083 Special Access Revenue	2,334,057	1,011,601
5084 State Access Revenue (Intrastate)	298,180	294,655
Long Distance Network Services Revenues	85,908	28,145
5100 Long Distance Message Revenue - All		
<b>Miscellaneous Revenues</b>		
5230 Directory Revenue	3,800	1,310
5240 Rent Revenue		
5250 Corporate Operations Revenue		
5261 Special Billing Arrangements Revenue		
5262 Customer Operations Revenue		
5263 Plant Operations Revenue		
5264 Other Incidental Regulated Revenue		
5269 Other Revenue Settlements		
5270 Carrier Billing & Collection Revenue		
<b>Uncollectible Revenues</b>		
5301 Uncollectible Revenue - Telecommunications	(537)	376
5302 Uncollectible Revenue - Other	311	311
<b>TOTAL OPERATING REVENUES</b>	<b>10,861,326</b>	<b>4,118,306</b>

Please identify the following revenues:

NECA USF \$1,084,083. To what account were they booked? 5082

State USF \$274,788. To what account were they booked? 5084

**OPERATING REVENUES**

Item	Total Company	Idaho Only
<b>Plant Specific Operations Expense</b>		
6110 Network Support Expenses		
6112 Motor Vehicle Expense	8,520	3,086
6113 Aircraft Expense		
6114 Special Purpose Vehicles Expense		
6115 Garage Work Equipment Expense		
6116 Other Work Equipment Expense		
6120 General Support Expenses	104,929	59,406
6121 Land and Building Expenses		
6122 Furniture and Artworks Expense		
6123 Office Equipment Expense		
6124 General Purpose Computers Expense	334,347	118,929
6210 Central Office Switching Expenses	154,062	61,867
6211 Analog Electronic Expense		
6212 Digital Electronic Expense		
6215 Electro-Mechanical Expense		
6220 Operators System Expense		
6230 Central Office Transmission Expenses	3,115,681	1,013,095
6231 Radio Systems Expense		
6232 Circuit Equipment Expense		
6310 Information Origination/Termination Expense		
6311 Station Apparatus Expense		
6341 Large Private Branch Exchange Expense		
6351 Public Telephone Terminal Equipment Expense		
6362 Other Terminal Equipment Expense		
6410 Cable and Wire Facilities Expenses	1,278,337	559,108
6411 Pole Expense		
6421 Aerial Cable Expense		
6422 Underground Cable Expense		
6423 Buried Cable Expense		
6424 Submarine Cable Expense		
6425 Deep Sea Cable Expense		
6426 Intrabuilding Network Cable Expense		
6431 Aerial Wire Expense		
6441 Conduit Systems Expense		
<b>TOTAL PLANT SPECIFIC OPERATIONS EXPENSE</b>	<b>4,995,876</b>	<b>1,815,491</b>

**OPERATING REVENUES**

Item	Total Company	Idaho Only
<b>Plant Nonspecific Operations Expense</b>		
6510 Other Property/Plant/Equipment Expenses		
6511 Property Held for Future Telecomm. Use Expenses		
6512 Provisioning Expense		
6530 Network Operations Expense		
6531 Power Expense		
6532 Network Administration Expense		
6533 Testing Expense		
6534 Plant Operations Administration Expense	224,457	68,828
6535 Engineering Expense	114,449	16,866
6540 Access Expense	177,896	65,024
6560 Depreciation and Amortization Expenses		
6561 Depreciation Expense-Telecom. Plant in Service	2,695,165	1,292,606
6562 Depreciation Expense-Property Held for Future Use	1,668	1,668
6563 Amortization Expense - Tangible		
6564 Amortization Expense - Intangible		
6565 Amortization Expense - Other		
<b>Total Plant Nonspecific Operations Expenses</b>	<b>3,213,635</b>	<b>1,444,992</b>
<b>Customer Operations Expense</b>		
6610 Marketing	121,964	62,207
6611 Product Management		
6612 Sales		
6613 Product Advertising		
6620 Services		
6621 Call Completion Services		
6622 Number Services	8,639	6,597
6623 Customer Services	333,216	126,108
<b>Total Customer Operations Expense</b>	<b>463,819</b>	<b>194,912</b>
<b>Corporate Operations Expense</b>		
6710 Executive and Planning	238,981	86,760
6711 Executive		
6712 Planning		
6720 General and Administrative		
6721 Accounting and Finance	801,776	291,100
6722 External Relations		
6723 Human Resources		
6724 Information Management		
6725 Legal	13,873	5,061
6726 Procurement		
6727 Research and Development		
6728 Other General and Administrative	544,545	212,554
6790 Provision for Uncollectible Notes Receivable		
<b>Total Corporate Operations Expense</b>	<b>1,599,175</b>	<b>595,475</b>
<b>TOTAL OPERATING EXPENSES</b>	<b>10,272,505</b>	<b>4,050,870</b>

**CENTRAL OFFICE DATA**  
as of December 31, 2025 (unless otherwise indicated)

Name of Central Office: Midvale, Lakeview, Stanley, Warren, Warm Lake, Yellow Pine  
Prefix (es): 355.222.774, 636.632.633

Central Office Switch Type: Midvale, Stanley, Lakeview, Warm Lake, Warren, & Yellow Pine - Redcom MDX

**Check all that apply:**  
Stand Alone\_x\_\_ **Check one:** Electronic\_x\_\_  
Host\_x\_\_ Analog\_\_ Electro-Mechanical\_\_  
Remote\_\_ Other: \_\_\_\_\_

**Access Line Capacity**  
Design: 222,355,632,774 - 10,000, 633&636 - 1,000  
**Access Lines in Use**  
Customer Lines: 584  
(Include Centrex, PAL, Semi-Pub.)

Installed/Equipped: Same  
Public Telephone Lines 11  
Company Official Lines 38  
Company Test Lines 68

**Classification of Customer Access**

	Residence			Business			Total Residence & Business
	Multi- Line 1-Party	Single Line Multi- Party	Subtotal Residence	Centrex N.A.R.	Multi- Line 1-Party	Single Line Multi- Party	
Beginning of Year	474		474		65	45	584
New Connects	92		92		5	5	102
Disconnects	-85		-85		-5	-6	-96
End of Year	481		481		65	44	590

**Foreign Exchange:**

Dial Tone from this C.O.: NA  
Dial Tone from another C.O.: NA

**Directory Listings:**

Number of Customers with Nonpublished or Nonlisted: 58

**Custom Calling:**

Number of customers with at least one feature: 320  
Total number of features subscribed to: 8

**NUMBER OF CALLS COMPLETED BY CUSTOMERS DURING (Year) 2025**

Local Exchange	Average # of Customer Lines in Use	Local Calls		Toll Calls Originated (Total of all Carriers)			Avg./ Line
		Number (1000s)	Avg./ Line	Intrastate	Interstate	Total	
1 222 - Lakeview	24	N/A	N/A	3	188	191	8
2 355 - Midvale	189	N/A	N/A	1,132	22,680	23,812	126
3 632 - Warm Lake	51	N/A	N/A	51	690	741	15
4 633 - Yellow Pine	56	N/A	N/A	447	9,208	9,655	172
5 636 - Warren	74	N/A	N/A	2,018	2,422	4,440	60
6 774 - Stanley	229	N/A	N/A	11,177	56,354	67,531	295
7							
8							
9							
10							
11							
12							
13							
14							
15							
16							
17							
18							

ANNUAL REPORT FOR SMALL TELEPHONE COMPANIES  
YEAR ENDED DECEMBER 31, 2025

CUSTOMER RELATIONS RULES COMPLIANCE

Rule IDAPA 31.21.01.603  
Rule IDAPA 31.41.01.105

Please provide copies of:

Summary of Customer Relations Rules for Telephone Corporations

Idaho Telephone Solicitation Act Notification

Method of Notification:

Mailed separately to customers                      Yes \_\_\_\_\_ No X \_\_\_\_\_

Included in directory                                      Yes \_\_\_\_\_ No x \_\_\_\_\_

Date of notification                      5/1/2025

Alternate method of notification    Annual Notice was mailed with disability survey in  
the May billing.

Rule IDAPA 31.41.01.403.02

Record of Complaints:

Number received by Company                      0

Category of complaints (if known):

Deposit Disputes                                      \_\_\_\_\_

Charges on Bill    \_\_\_\_\_

Denial/Termination                                      \_\_\_\_\_

Quality or Availability  
of Service    \_\_\_\_\_

Carrier Selection/Assignment                      \_\_\_\_\_

Miscellaneous    \_\_\_\_\_



Rev 3/02

CERTIFICATE

State of Idaho )  
 ) ss  
County of Washington )

WE, the undersigned Dennis Farrington  
and Nick Ryneerson  
of the Midvale Telephone Company


on our oath do severally say that the foregoing return has been prepared under our direction, from the original books, papers, and records of said utility; that we have carefully examined same, and declare the same to be a correct statement of the business affairs of said utility for the period covered by the return in respect to each and every matter and thing therein set forth, to the best of our knowledge, information and belief.

  
(Chief Officer)  
  
(Officer in Charge of Accounts)

Subscribed and Sworn to Before Me this 21<sup>st</sup> day of May, (Year) 2026.

  
Notary Public

My Commission expires October 22, (Year) 2030.



Rev 3/02

gdk/excel/jnelson/anulrpts/telannualrpt